

GECKO® AYERS ROCK DI 100P / DI 200P

OWNER'S MANUAL




www.geckomusicgroup.com



SAFETY INSTRUCTIONS & SYMBOLS GUIDE

For your own safety and to avoid invalidation of the warranty, all text marked with these symbols should be read carefully.

SYMBOLS:



NOTES

Contain important information and useful tips on the operation of your equipment.



WARNING

The lightning flash with arrowhead symbol within an equilateral triangle, is intended to alert the user to the presence of uninsulated dangerous voltage within the product's enclosure that may be of sufficient magnitude to constitute a risk of electric shock.



CAUTIONS

The exclamation point within an equilateral triangle is intended to alert the user to the presence of important operating and maintenance (servicing) instructions in the literature accompanying the appliance. Please read the manual carefully.



HEADPHONES SAFETY WARNING

Contain important information and useful tips for headphones outputs and monitoring levels.



SAFETY INSTRUCTIONS:

- To reduce the risk of electrical shock, do not remove covers. No user-serviceable parts inside. Please refer servicing to qualified personnel.
- To reduce the risk of electrical shock or fire, do not expose the equipment to rain or moisture.
- Do not impose unnecessary stress on your equipment (i.e. placing heavy objects on it, over screwing its mounting, etc).
- Read and keep the instruction manuals in a safe place for future references.
- Do not attempt to clean the equipment with chemical solvents as this may damage the finish. Clean only with a dry cloth.
- Do not block any ventilation openings.
- Do not install near any heat sources such as radiators, heat registers, stoves, or other apparatus that produce heat.
- Do not defeat the purpose of the polarized or grounding-type plug. A polarized plug has two blades with one wider than the other. A grounding type plug has two blades and a third grounding prong. The wide blade or the grounding prong is provided for your safety. If the provided plug does not fit into your outlet, consult an electrician for the replacement of the obsolete outlet.
- Protect the power cord from being walked on or pinched particularly at plugs, convenience receptacles, and the point where they exit from the apparatus.
- Unplug the apparatus during lightning storms or when it is not in use for a long period of time.

- Use only attachments/accessories specified by the manufacturer.
- Always shut down power supply when not in use to save energy and for a prolonged lifespan.
- Exposure to extremely high noise levels may cause permanent hearing loss. Individuals vary considerably in susceptibility to noise-induced hearing loss, but nearly everyone will lose some hearing if exposed to sufficiently intense noise for a period of time. The U.S. Government's Occupational Safety and Health Administration (OSHA) and the Singapore Workplace Safety and Health Council (WSHC) has specified the permissible noise level exposures shown in the following chart. According to OSHA and WSHC, any exposure in excess of these permissible limits could result in some hearing loss. To ensure against potentially dangerous exposure to high sound pressure levels, it is recommended that all persons exposed to equipment capable of producing high sound pressure levels use hearing protectors while the equipment is in operation. Earplugs or protectors in the ear canals or over the ears must be worn when operating the equipment in order to prevent permanent hearing loss if exposure is in excess of the limits set forth here:

Duration/Day (Hours)	dB, Sound Pressure Level (SPL)	Descriptions
	Below 90dB	Safe zone
8.00	90	Hearing damage
6.00	92	
4.00	95	
3.00	97	
2.00	100	Serious hearing damage
1.50	102	
1.00	105	
0.50	110	
0.25 or less	115	Human pain threshold

GECKO MUSIC GROUP

Singapore | Malaysia | Taiwan | Philippines | Canada

Email: info@geckomusicgroup.com • Website: www.geckomusicgroup.com

FOREWORD

Dear Friends,

Thank you very much for purchasing quality products by **GECKO MUSIC GROUP**. I am very grateful that we have journeyed this far, since 2002! We have set new audio standards in the industry and we have touched and changed lives along the way! I believe our journey will not stop but continue to pursue more breakthrough findings and improvements that will change our lives for the better.

At **GECKO MUSIC GROUP** we focus on developing nothing but the best professional audio equipment and premium grade audiophile products you ever need! Our engineering team is constantly doing R&D to meet this goal. I thank God that by His grace, we have succeeded in developing the revolutionary C.R.I.S.T.A.L.® technology that has changed and is changing the way how audio is captured, encoded, reproduced and managed!

On behalf of **GECKO MUSIC GROUP**, I would like to pledge our continuing commitment to uphold our traditions in serving the music and audio communities around the world with more value-added premium quality GECKO® professional audio equipment and premium grade audiophile products!

Once again, thank you very much for your support. We trust you will love what you hear!


Yours truly,

A handwritten signature in black ink, appearing to read 'Daniel Foo', with a small dot at the end of the line.

Daniel Foo
Founder/Director (R&D)
GECKO MUSIC GROUP

TABLE OF CONTENTS

INTRODUCTION	1
FEATURES	2
MAKING CONNECTIONS	3
FREQUENTLY ASKED QUESTIONS (FAQS)	4
SPECIFICATION	5
WARRANTY	6



NOTES: This manual covers the single-channel GECKO® AYERS ROCK DI 100P and the two (2) channels GECKO® AYERS ROCK DI 200P. As both devices are virtually identical, this manual will discuss the GECKO® AYERS ROCK DI 100P.

INTRODUCTION

World's first passive audiophile-grade direct injection boxes. A pure transparent object lets light pass through without altering it in any way. Similarly, our DI boxes are equipped with C.R.I.S.T.A.L.® technology to be acoustically transparent and are built tough. With our GECKO® AYERS ROCK DI 100P and DI 200P, your sound shall be enhanced as accurately and cleanly as possible, full and free of feedback, coloration, noise, and most importantly they are maintenance-free!

The GECKO® AYERS ROCK DI boxes are more than just impedance matching devices. They are great for guitars, bass guitars, keyboards, power amplifiers, microphones, audio devices, and even laptops!

In a glance, the single-channel GECKO® AYERS ROCK DI 100P and the dual-channel GECKO® AYERS ROCK DI 200P are:

- Designed for audiophile-grade studio and live applications
- Absolutely zero-phase distortion
- Robust and maintenance-free

FEATURES

Congratulations on your purchase! Now you are ready to check out the GECKO® AYERS ROCK DI 100P. You will soon find that its extremely linear audio spectrum exhibits no distortion in the most rigorous and demanding usage. Guaranteed virtually zero-phase distortion throughout the audio bandwidth, you will be amazed by its output audiophile-grade enhanced clarity. Enjoy!

The GECKO® AYERS ROCK DI 100P features a ¼" TS (mono) input connector that connects to the source or instrument, an XLR (female) input connector that takes in a microphone-level signal for audiophile-grade enhancement as well as noise clean-up, a ¼" TS (mono) LINK connector that connects the instrument to the backline amplifier and finally, a low impedance balanced XLR (male) output connector that provides a clean, balanced, C.R.I.S.T.A.L.® Audiophile PreAmps enhanced signal to the mixing console. A 0dB, -20dB, -40dB input PAD switch and output GROUND LIFT switch are also present should you need them.

0dB, -20dB, -40dB PAD: reduces input level from extremely-high output device.

Ergonomically designed rubber corners for secured DI stacking and slip-prevention.

Rugged road-worthy aluminium enclosure.

LINK: connects to backline amplifiers.



¼" TS INPUT: connection for hi-Z instruments like guitar, bass guitar, and keyboard.

XLR INPUT: takes in a microphone-level signal for audiophile-grade enhancement as well as noise clean-up.

GROUND LIFT: lifts ground from Pin 1 on the XLR output.

XLR OUTPUT: clean, balanced, C.R.I.S.T.A.L.® Audiophile PreAmps enhanced low-Z microphone-level output.

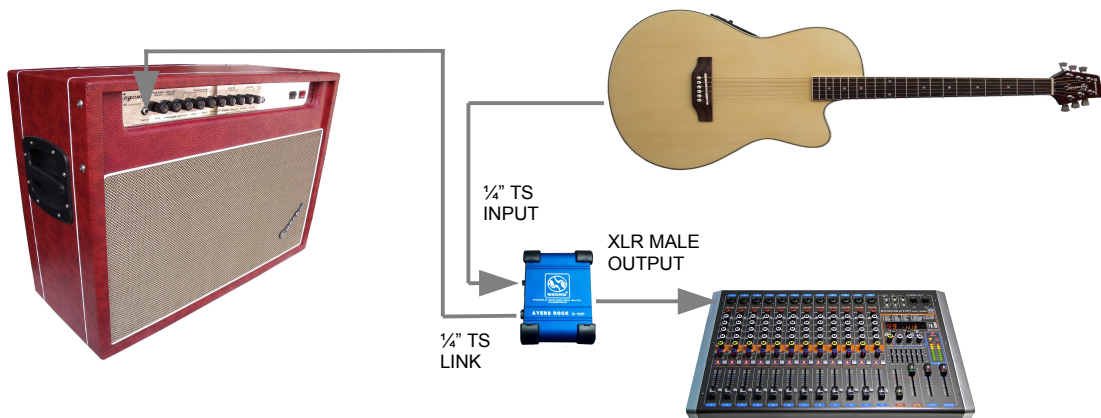
MAKING CONNECTIONS

The GECKO® AYERS ROCK DI 100P offers a “plug and play” operation. However, it is a good practice to always make sure all volume levels on your instrument are turned down and your audio system is switched off or mixer channel muted before connecting the GECKO® AYERS ROCK DI 100P. This is to avoid possible sudden plosives or loud “pops” that may be present in your audio system from causing system damage. The GECKO® AYERS ROCK DI 100P does not require any form of powering and its operation will not be affected by the +48V phantom power from your mixer if it is turned on.

Start off by connecting the instrument or source device to the INPUT on the GECKO® AYERS ROCK DI 100P, with the PAD switch at 0dB position. The LINK connection is used for connecting the signal from the instrument to the musician’s stage backline amplifier. The LINK connection can also be used in feeding the line-level signal to a second mixing console, recording device, or monitoring system.

Finally, connect the GECKO® AYERS ROCK DI 100P’s XLR OUTPUT to the balanced channel input on a mixing console or other suitable device. You can now switch on your system and reference all volume levels to your desired application. If you have a balanced and linear audio system, you shall be enjoying a clean, balanced, C.R.I.S.T.A.L.® Audiophile PreAmps enhanced, the low-Z microphone-level output signal at this stage.

Else, If you are encountering any buzz or hum, try lifting the ground using GROUND LIFT switch on the GECKO® AYERS ROCK DI 100P. If you are hearing any distortion, try checking the input gain level at your mixing console first and then, if your input gain appears normal, try applying either a -20dB or -40dB input PAD on the GECKO® AYERS ROCK DI 100P, eliminating distortion caused by extremely high output sources. Remember to re-reference the input gain on your mixing console after applying the PAD.



Typical DI Box Setup Diagram

FREQUENTLY ASKED QUESTIONS (FAQs)

Q: What is a direct injection box (DI)?

A: In general, a direct injection box or DI, in short, is an impedance-matching and signal-balancing device. DI converts high impedance (hi-Z) instrument signal to microphone-level (low-Z) balanced line for interface with professional audio equipment such as mixing console. A good DI will ensure proper electrical signals are maintained throughout the signal chain and allow long cable runs without added noise. A good DI box is as important as a good microphone.

Q: What is an active direct box (DI)?

A: An active DI relies on amplifier circuitry that requires power. It must either run on batteries, +48V DC phantom power from the mixing console or use an external power source like an AC/DC supply. When the power is low, there will be distortion. If you run an active DI on batteries, ensure that the batteries are at full charge. This is most often impractical, if not impossible.

Q: Are active direct injection boxes better?

A: Both active DI and passive DI have their place in professional audio, just like a condenser and dynamic microphones do. An active DI can have louder output and as described before may have sound coloration and distortion as an active DI is power-dependent. Passive DI tends to sound more natural and less colored than active DI.

Q: What are the benefits of using GECKO® AYERS ROCK DI?

A: The GECKO® AYERS ROCK DI gives you a clean, balanced, C.R.I.S.T.A.L.® Audiophile PreAmps enhanced, low-Z microphone-level output. With its frequency response of 10Hz ~ 25kHz, the GECKO® AYERS ROCK DI is able to cater to a wide range of signals processing and applications. The GECKO® AYERS ROCK DI does not require any form of power to function and is practically maintenance-free.

Imagine the savings you will get in the long run from not having to buy batteries and no need to pay for electricity use on the DI! Imagine if your mixing console lifespan is prolonged because you offload its burden by not using its +48V DC phantom power, that is some real savings there!

SPECIFICATION

Frequency Response:

10Hz ~ 25kHz

Noise Level:

-100dBu (22Hz ~ 22kHz, Input Shorted)

THD+N:

0.01% Typical 1VRMS, 1kHz (10Hz ~ 22kHz)

Technology:

GECKO® C.R.I.S.T.A.L.® Audiophile PreAmps

Inputs:**GECKO® AYERS ROCK DI 100P:**

Balanced, XLR Female (1), Unbalanced, ¼" TS (1)

GECKO® AYERS ROCK DI 200P:

Unbalanced, ¼" TS (2)

Outputs:**GECKO® AYERS ROCK DI 100P:**

Balanced, Gold-Plated XLR Male (1), Unbalanced, ¼" TS LINK (1)

GECKO® AYERS ROCK DI 200P:

Balanced, Gold-Plated XLR Male (2), Unbalanced, ¼" TS LINK (2)

PAD Settings:

0dB, -20dB, -40dB, (on each channel)

GROUND LIFT:

Switch (Individual switch on each channel)

Physical Properties:

Enclosure: Aluminium

Color: Metallic Blue

Net Weight: 400g

Dimension: (H) 50mm x (W) 158mm x (D) 100mm

Included Accessories:

Pouch

Specifications subject to change without prior notice. Manufactured under ISO9000 certified management system.

WARRANTY

GECKO MUSIC GROUP warrants its GECKO® products for a period of one (1) year from the original date of purchase, in accordance to the warranty regulations described below.

What is Covered:

During the applicable warranty period, GECKO MUSIC GROUP warrants the product against defects in materials and workmanship and against malfunctions. GECKO MUSIC GROUP will remedy all such defects and malfunctions without charge for parts or labour if the warranty applies. In the case that other parts are used which constitutes an improvement, GECKO MUSIC GROUP may, at its discretion, charge the customer for the additional cost of these parts. Final determination of warranty coverage lies solely with GECKO MUSIC GROUP.

What is Not Covered:

1. If the product needs to be modified or adapted in order to comply with applicable technical or safety standards on a national or local level, in any country which is not the country where the product was originally developed and manufactured, this modification/adaptation shall not be considered a defect in material or workmanship;
2. Normal wear and tear, in particular, of faders, crossfaders, potentiometers, keys/buttons, valves, guitar/bass strings, machine heads, pick-up covers, PVC/PU/leather covers, illuminants, and similar parts are not covered by this warranty;
3. Improper handling, neglect or failure to operate the unit in compliance with the instructions given in the user or service manuals;
4. Connection or operation of the unit in any way that does not comply with the technical or safety regulations applicable in the country where the product is used;
5. Damages/defects caused by force of nature or any other condition that is beyond the control of GECKO MUSIC GROUP;
6. Any repair or opening of the unit carried out by unauthorized personnel (user included) will void the warranty;
7. Modification or removal of serial numbers.

Obtaining Warranty Service:

To return a GECKO® product for warranty service, first fill out the [Online Technical Report](#) on this website and submit for an authorization/service number. Write the authorization/service number so that it is prominently displayed on the outside of the shipping carton. Any products received without an authorization/service number that is clearly visible upon arrival at the factory will be refused. Enclose proof of the original delivery date or a copy of the original sales receipt/invoice. Enclose a description of the suspected defect or malfunction and the condition, if any, which caused the problem. Return the product to either GECKO MUSIC GROUP or the GECKO® Store where the purchase was made. Note: Before sending back to GECKO MUSIC GROUP, you can first check with your local GECKO® Store or authorized reseller where you buy from for support.

Warranty Shipping:

You are responsible for prepaying shipping costs F.O.B. GECKO MUSIC GROUP, Singapore. Shipped product(s) must be properly packaged. Use original shipping cartons and packing materials where possible. GECKO MUSIC GROUP is not responsible for damages resulting from inadequate and or improper packing.

Products received with damages due to improper packaging will be deemed out of warranty.

Products which do not meet the terms of this warranty will be repaired exclusively at the buyer's expense. GECKO MUSIC GROUP will inform the buyer of such circumstance. If the buyer fails to submit a written repair order within six (6) weeks after notification, GECKO MUSIC GROUP will return the unit C.O.D. with a separate invoice for freight and packing. Such costs will also be invoiced separately when the buyer has sent in a written repair order.

Warranty Rights:

This warranty is exclusive and extended to the original buyer and is not transferable to anyone who may subsequently purchase this product. No other person (apart from authorized GECKO® Stores) shall be entitled to give any warranty promise on behalf of GECKO MUSIC GROUP.